

Sage System™

The pergola that practically builds itself.

SIMPSON

Strong-Tie®

Outdoor Accents®



For product
information,
scan code

(800) 999-5099 | strongtie.com



Outdoor Accents®
Sage System™

Sleek Design. Easy Installation.

Introducing the Outdoor Accents® Sage System™ DIY pergola connectors from Simpson Strong-Tie, the latest innovation in our expanding line of decorative hardware. Designed with do-it-yourself homeowners in mind, the Sage System brings together strength, beauty and simplicity, making it easier than ever to create stunning outdoor structures in a single afternoon.

The system's rigorously tested connectors are built to last. Heavy-duty ZMAX® galvanized steel with a black powder coat delivers superior corrosion resistance to weather the elements and provides lasting durability.

The innovative open-top connector design, available for both 4x and 6x lumber, simplifies installation, adapts to various build methods and handles lumber variances. The Sage System features corner connectors for post-to-beam connections, middle-T connectors for mid-span support and post bases with outside flanges for easy placement and installation on a concrete foundation. For an easy shade option, a UV-protected sunshade is available in two sizes to fit 8' x 8' or 10' x 10' pergolas.






Sage System™

Key Benefits

- **Effortless assembly:** Heavy-duty connectors install easily with premium, color-matched screws (included; no predrilling needed)
- **Fast, no-fuss installation:** Build a beautiful pergola in an afternoon
- **Accommodates lumber variances:** Easily fits most 4x and 6x dry lumber
- **Simplified post base design:** Securely attach to concrete with DIY-friendly screw anchors (included; predrilling required); built-in standoff helps prevent wood rot
- **Versatile open-top design:** Simplifies installation, adapts to various build methods, handles lumber variances and supports a range of stylish shade options
- **Verified strength:** Rigorously tested in accredited labs for ultimate peace of mind

The pergola can be easily customized to fit your outdoor living space. Add Sage System sunshades, available in 8' x 8' and 10' x 10' sizes in both gray and tan, rafters or other Outdoor Accents® connectors and accessories.

Learn more about Outdoor Accents Sage System and download the assembly instructions at go.strongtie.com/sagesystem or call (800) 999-5099.





Sage System™

Product Features

- Heavy-duty ZMAX® galvanized steel with a black powder-coat finish for superior corrosion resistance to weather the elements
- Connectors install quickly and easily with premium, color-matched Outdoor Accents® connector screws (included)
- Post bases are easily secured with DIY-friendly Titen Turbo™ screw anchors (included)



SD Wood Screw



TNT Screw Anchor

4x4



6x6



Corner Connectors

- Three-way 90° angles for strong beam-to-post connections
- Ensures consistent, straight corners
- Innovative open-top connector allows multiple build options and flexibility to fit lumber variances



Middle-T Connectors

- Four-way 90° angles for strong beam-to-post connections
- Enables multi-bay structures
- Innovative open-top connector allows flexibility to fit lumber variances



Gray



Tan

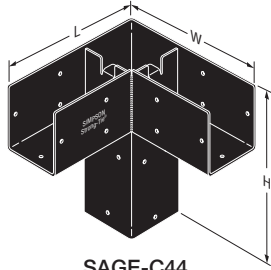


Post Bases

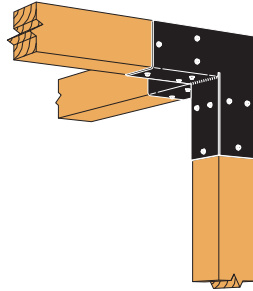
- Installs easily with premium screws to a wood post and DIY-friendly anchors to concrete (screws and anchors included)
- No-weld design for an attractive finish
- Standoff tabs inside the base help prevent wood rot

Sunshades

- Two sizes available to fit 8' x 8' or 10' x 10' pergola
- Heavy-duty HDPE (high-density polyethylene) knitted fabric provides durability and strength
- UV protection
- Easy setup and removal
- Brackets and screws included



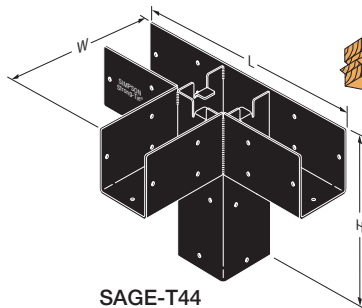
SAGE-C44
SAGE-C66



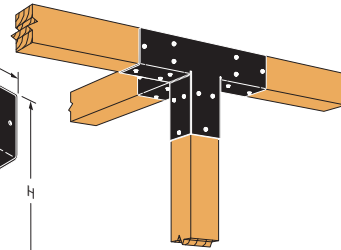
Corner Connector

Model No.	Ga.	Dimensions (in.)			Fastener Qty. (per part)		Carton Qty.
		L	W	H	Column	Beams	
SAGE-C44-KT2	12	9 13/16	9 13/16	9 5/8	12	18	2
SAGE-C66-KT2		13 13/16	13 13/16	13 5/8	12	18	2

1. Sage System™ corner connectors are sold in pairs. Two connectors per carton. All fasteners are Outdoor Accents® SD10112DBB connector screws (included).
2. Inside dimensions of part fit most nominal lumber sizes for dry wood. Actual inside dimensions are 3 3/8" (SAGE-C44) and 5 1/8" (SAGE-C66).



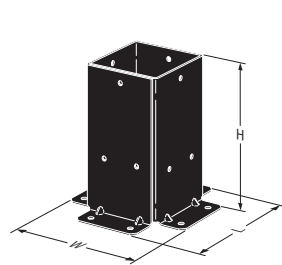
SAGE-T44
SAGE-T66



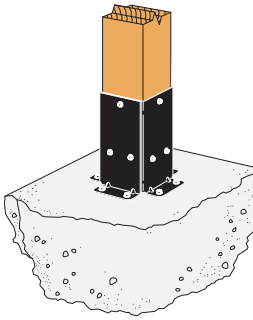
Middle-T Connector

Model No.	Ga.	Dimensions (in.)			Fastener Qty. (per part)		Carton Qty.
		L	W	H	Column	Beams	
SAGE-T44-KT1	12	15 13/16	9 13/16	9 5/8	12	27	1
SAGE-T66-KT1		21 13/16	13 13/16	13 5/8	12	27	1

1. All fasteners are Outdoor Accents SD10112DBB connector screws (included).
2. Inside dimensions of part fit most nominal lumber sizes for dry wood. Actual inside dimensions are 3 3/8" (SAGE-T44) and 5 1/8" (SAGE-T66).



SAGE-B44
SAGE-B66



Post Base

Model No.	Ga.	Dimensions (in.)			Fastener Qty. (per part)	Concrete Anchor Qty. (per part)	Carton Qty.
		L	W	H			
SAGE-B44-KT2	14	6 3/8	6 1/4	6 1/2	12	8	2
SAGE-B66-KT2	12	8 7/16	8 5/16	8 1/2	12	8	2

1. Sage System post base connectors are sold in pairs. Two post bases per carton. All fasteners are Outdoor Accents SD10112DBB connector screws and all anchors are TNTBL25134H Titen Turbo™ concrete and masonry screws (included).
2. Inside dimensions of part fit most nominal lumber sizes for dry wood. Actual inside dimensions are 3 3/8" (SAGE-B44) and 5 5/8" (SAGE-B66).


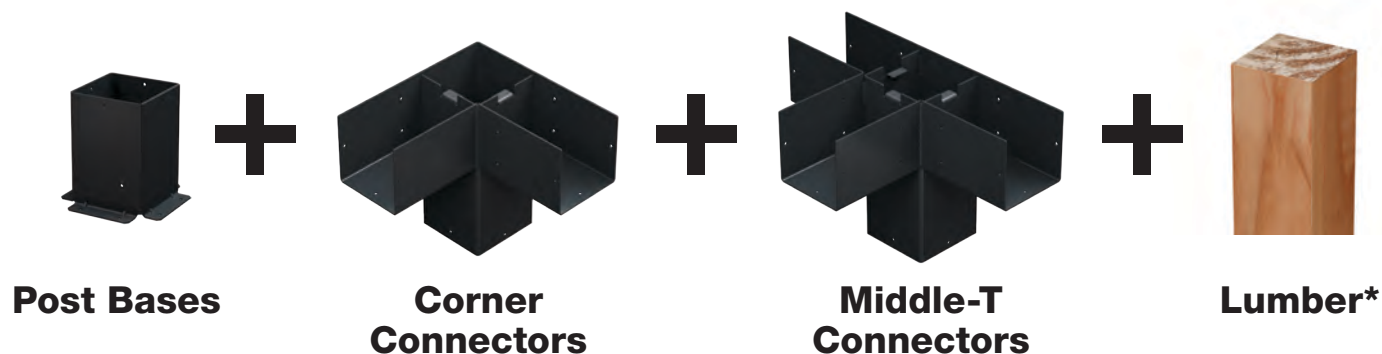
Sunshade

Model No.	Material Weight/Density	Color	Fabric Dimensions (in.)		Fastener Qty. (per part)	Carton Qty.
			L	W	Beam	
SAGE-SHADE8X8G	320 GSM	Gray	88	88	16	1
SAGE-SHADE10X10G			112	112	24	1
SAGE-SHADE8X8T		Tan	88	88	16	1
SAGE-SHADE10X10T			112	112	24	1

1. All brackets are made of ZMAX® galvanized steel with black powder-coat finish (included).
2. All fasteners are Outdoor Accents SD10112DBB connector screws (included).
3. The 88" x 88" and 112" x 112" fabric dimensions are designed to fit pergolas with 8' and 10' long beams respectively.
4. GSM stands for "grams per square meter", and is a metric unit used to measure the weight of fabric. A higher GSM means the fabric is denser and heavier.



The Do-It-Yourself Pergola



Sunshade



* Connector sizes available for 4x and 6x dry lumber.

The 8x8 Sage sunshade requires 8' beams and the 10x10 Sage sunshade requires 10' beams.

8' posts are recommended for both 8' x 8' and 10' x 10' pergolas.



For more install options and info